

1998 Safeline Metal Detector



Mfg: Safeline




Model: PPH/5x6/100-300/SS/H20/V3/OVSQ

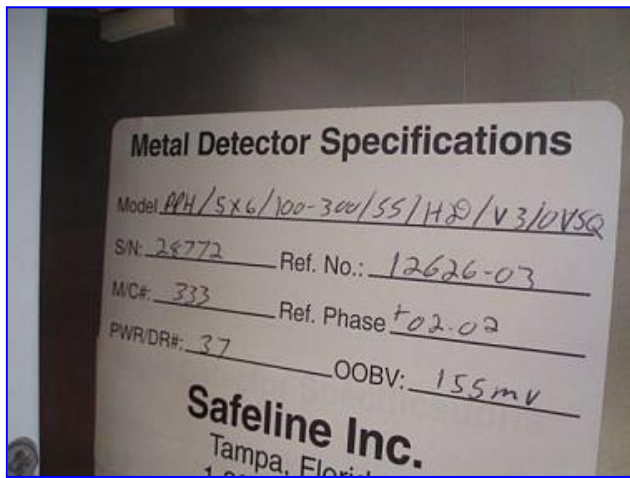
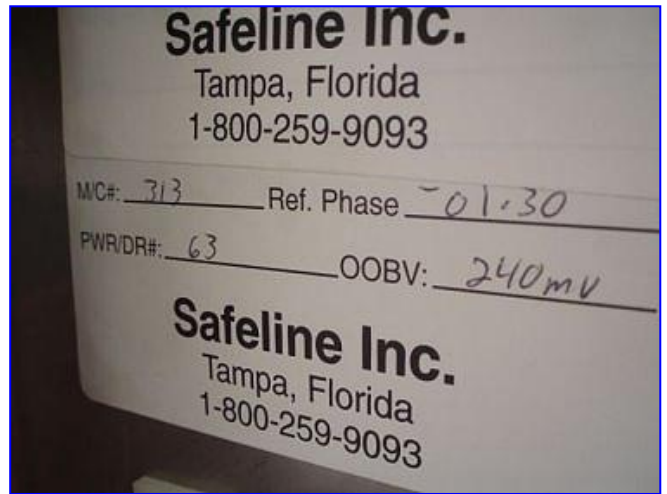
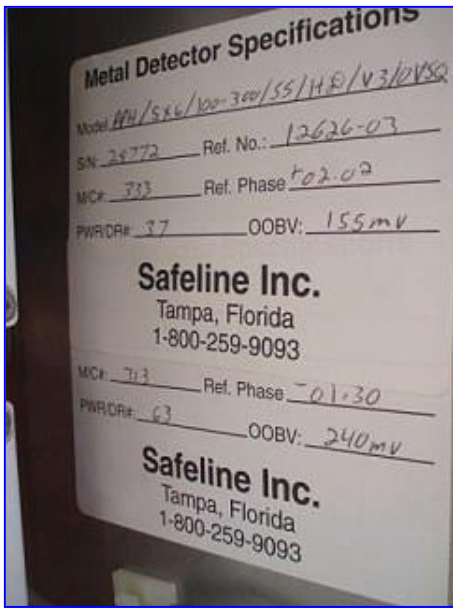
Stock No. WADS707.

Serial No. 28772

1998 Safeline Metal Detector. Model: PPH/5x6/100-300/SS/H20/V3/OVSQ. S/N: 28772. Reference No. 12626-03. M/C: 333. Module Hardware Version: V3c. Firmware Version: XT1-02. Aperture/clearance: 5-1/2 in. x 5-1/2 in. Conveyor belt dimensions: 13 ft. 6 in. L x 3 in. W. Infeed/exit height: 46-1/2 in. Reliance Electric Motor, 1/2 hp, 1725 rpm, 208-230/460 V, 2.2-2.2 amps, 60 Hz, 3 phase. Overall dimensions: 13 ft. 6 in. L x 2 ft. 3 in. W x 4 ft. 11 in. H.







MODULE SER No	FREQ	STAG
STANDARD MODULE	600	1
REJECT CONFORMATION	300	2
FAST RECOVERY	100	3
SLOW SPEED	25	4
FERROUS IN FOIL	FE	5
COM 1	2WIRE	4WIRE
COM 2	RS485	RS232
HARDWARE VERSION	V3c	
FIRMWARE VERSION	XT1-02	
SPECIAL		

WARNING: If a module replacement is necessary the frequency and options must be the same as the original module. If in DOUBT - CONTACT YOUR SUPPLIER.

