

ACTINI



ACTINI S.A.

"Parc de Montigny" - MAXILLY
74500 EVIAN-LES-BAINS FRANCE

ACTINI^{SA}

TECHNICAL FILE

MACHINE

N° 2679



TECHNICAL SPECIFICATIONS

For :

Type of machine : Agrolactor®

The product :

Product type : Soya Milk

Process parameters

Temperatures :

Inlets	Treatment	Outlet
Min : 15 °C	Min : °C	Min : °C
Max : °C	Max : 105°C	Max : 4 °C

Flow rates

Products : 250 l/h maximum
Washing : 360 l/h

Exchange surfaces in the exchanger :

	Type	Number	Surface
Recovery	Tubes :	24	1.2 m ²
Treatment	Tubes :	18	09 m ²
Holding	Tubes		90 seconds
Cooling	Tubes :	12	0.6 m ²

Fluid volumes (liters):

- Regeneration external circuit: 4.2 liters
- Regeneration internal circuit: 3.9 liters
- Product treatment circuit: 2.9 liters
- Holding circuit: 6.8 liters

ACTINI⁵

- Product cooling circuit: 2 liters
- Cooling water circuit: 2.1 liters

Fluids to supply : (in accordance with the specifications)

Water

	Temperature (°C)		Flow rates (m3/h)		Pressure (Bar)	
	Min	Max	Min	Max	Min	Max
Mains		15	300			
Chilled						
Glycoled		-1	600			
Hot						

Electricity :

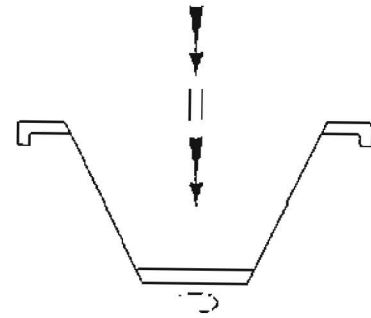
Minimum voltage	220 V 3 ph
Frequency	60Hz

General specifications:

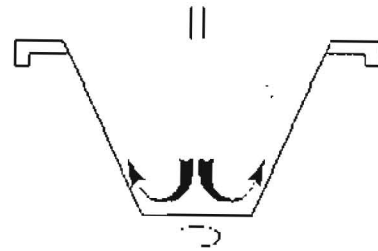
- o Product inlet diameter: BEVEL SEAT 1"
- o Product outlet diameter: BEVEL SEAT 1"
- o Hot water inlet diameter : BEVEL SEAT 1"
- o Hot water outlet diameter: BEVEL SEAT 1"
- o Cooling circuit inlet diameter: BEVEL SEAT 1"
- o Cooling circuit outlet diameter: BEVEL SEAT 1"
- o Maximum operating pressure: 6 bars
- o Maximum allowable pressure: 9 bars
- o Net weight : 700 kg

AGROLACTOR FILTER FUNCTIONING PRINCIPLE

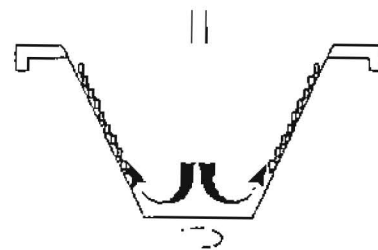
1°- The filter is fed, by gravity to a constant flowrate in the cone center, in liquid enclosing particles.



2°- The liquid is centrifuged on the internal wall of the cone.



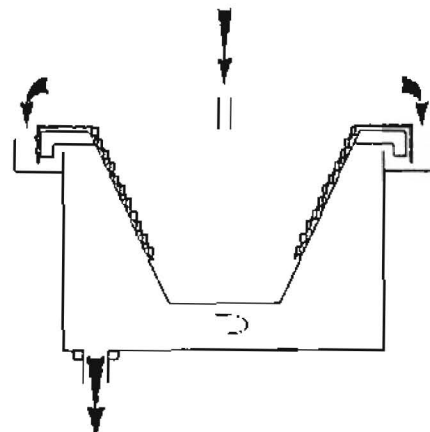
3°- the semie-solid and solid particules cover rapidly the internal surface of the filter, generating a grasping layer.



4°- The liquid part is held by the solid part. The centrifugal powers push the liquid part towards the outside of the filter : so, the liquid part goes through the filter by the holes of the grid.

By gravity, the filtered liquid falls to the bottom of the filtration tank.

5°- The solid parts ride up along the filter cone due to the modification of the angular speed, generated by more impotent centrifugal powers. The solid parts are evicted towards the outside by the salvage ring.



6°- After the starting step, the balances are set up. The filtration can begin. The filter does not get foul, and becomes auto-clearing.