
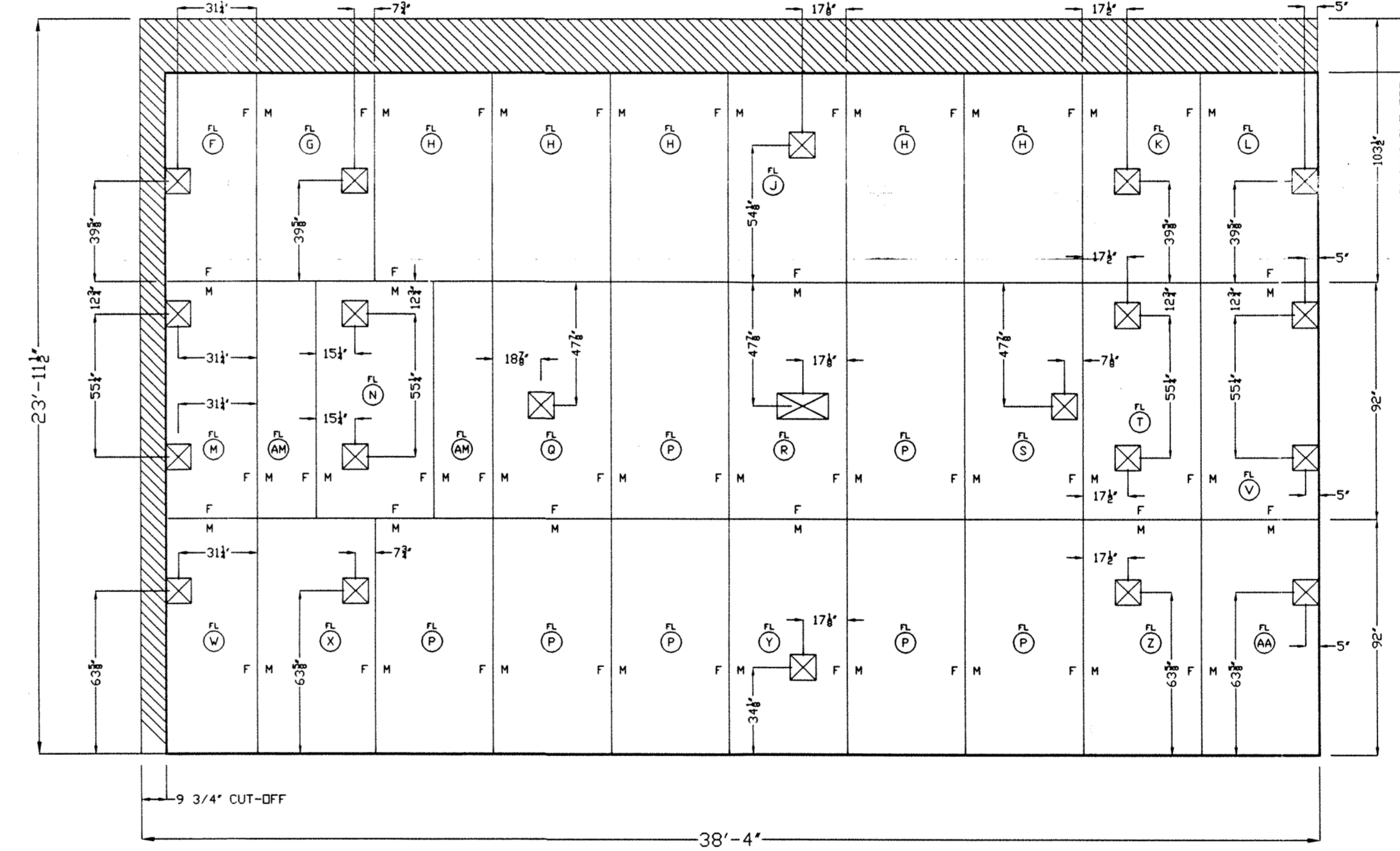


BLOCK POINT LAYOUT



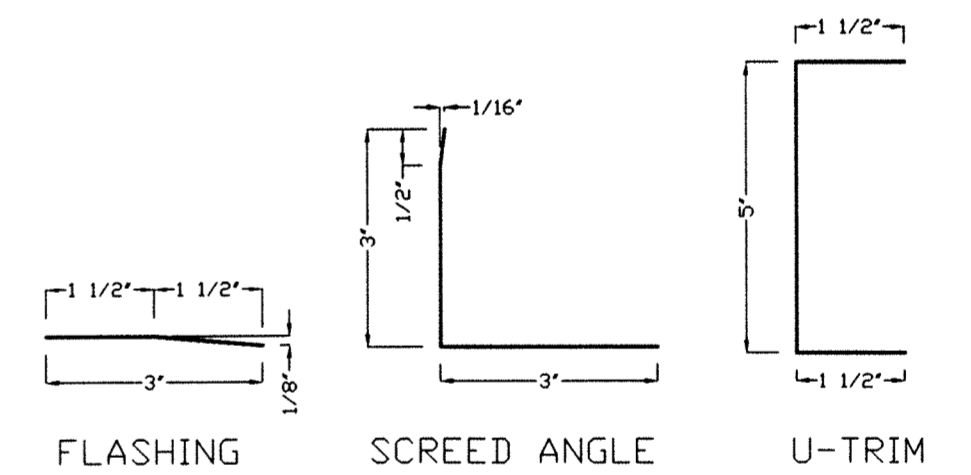
12' METAL/WOOD CLAD SCREED



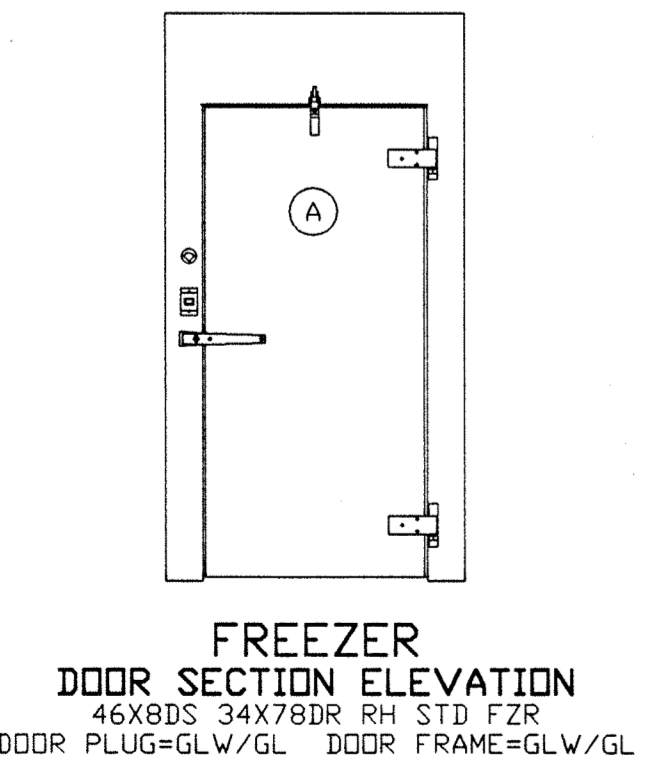
FLOOR MODIFICATION LAYOUT

WALK-IN SPECIFICATIONS

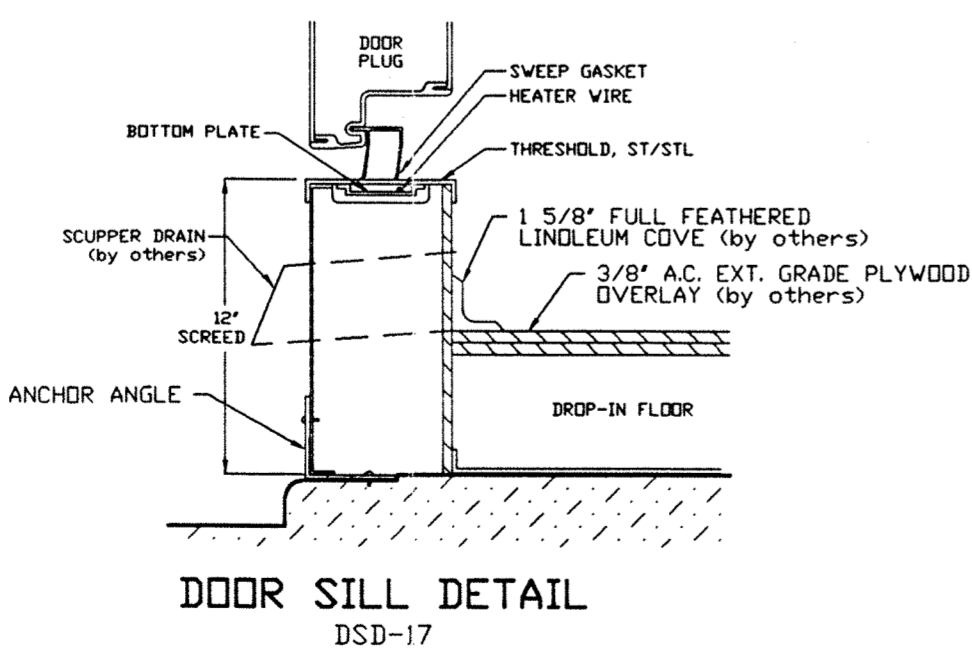
- SIZE:** 23'-1" X 38'-5" X 14'-3 1/4"
- INSULATION:**
 5" FOAMED IN PLACE URETHANE
 2.2 LB. DENSITY
 K FACTOR .121 - *U* FACTOR .024
 R VALUE = 41
- INSULATION FLOORS:**
 4" FOAMED IN PLACE URETHANE
 2.2 LB. DENSITY
 K FACTOR .121 - *U* FACTOR .030
 R VALUE = 33
- EXTERIOR FINISH:**
 26 GA STUCCO GALVALUME PAINTED WHITE
 EXTERIOR TOP - 26 GA STUCCO GALVALUME
- INTERIOR FINISH:**
 26 GA STUCCO GALVALUME
- FLOOR TYPE:**
 12" METAL/WOOD SCREED WITH DROP-IN FLOORS,
 3/8" PLYWOOD OVERLAYMENT & BLOCK POINTS
- HEIGHT:**
 OD 14'-3 1/4" ID IS SLOPED
- DOORS:**
 (1) WALK-IN 34X78 RH FREEZER
 DOOR PLUG=GLW/GL DOOR FRAME=GLW/GL
- ACCESSORIES:**
 (8) FLUOR. LIGHT, 48" W/OUT BULBS
 (38) L/F SUSPENDED CLG ANGLE&CLIPS
 (1) LDT RACKING CLIPS
 (1) LDT TAPCON FASTENERS
 (21) BLOCK POINTS
 (1) DELETE HEATED AIR VENT
 (1) DELETE ID
 (40) L/F U-SHAPED TRIM - 22GA STAINLESS STEEL
 (125) L/F FLASHING - 22GA STAINLESS STEEL
 (125) L/F 3x3 SCREED ANGLE - PAINTED WHITE
- REFRIG:** By Others
- REVISIONS:**
 (1) 1-12-00 SMD DWG # WAS D28619,
 ADDED SWITCH, LIGHT AND THERMOMETER
 BACK ON DOOR SECTION.



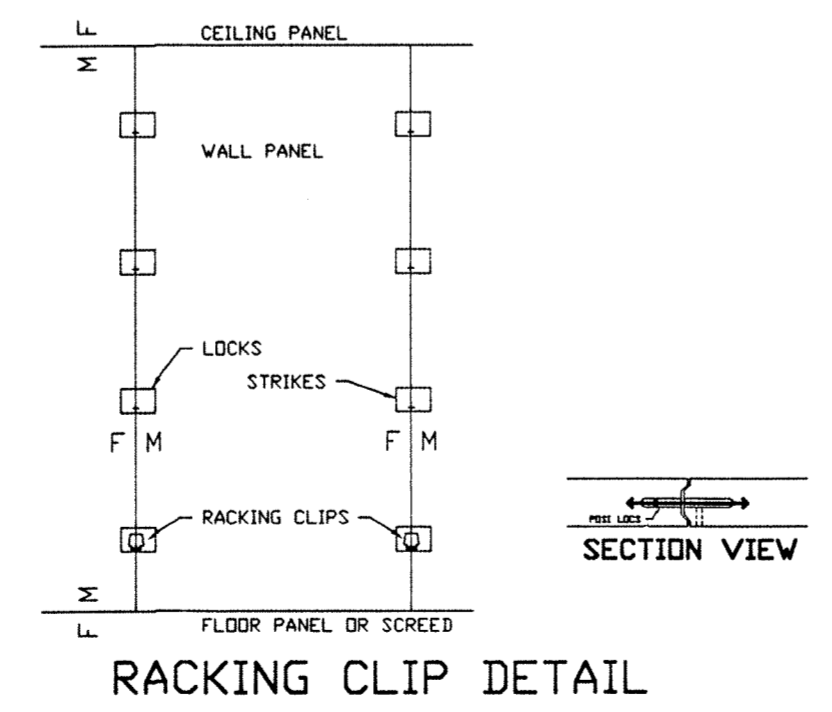
TRIM TYPES
N.T.S.



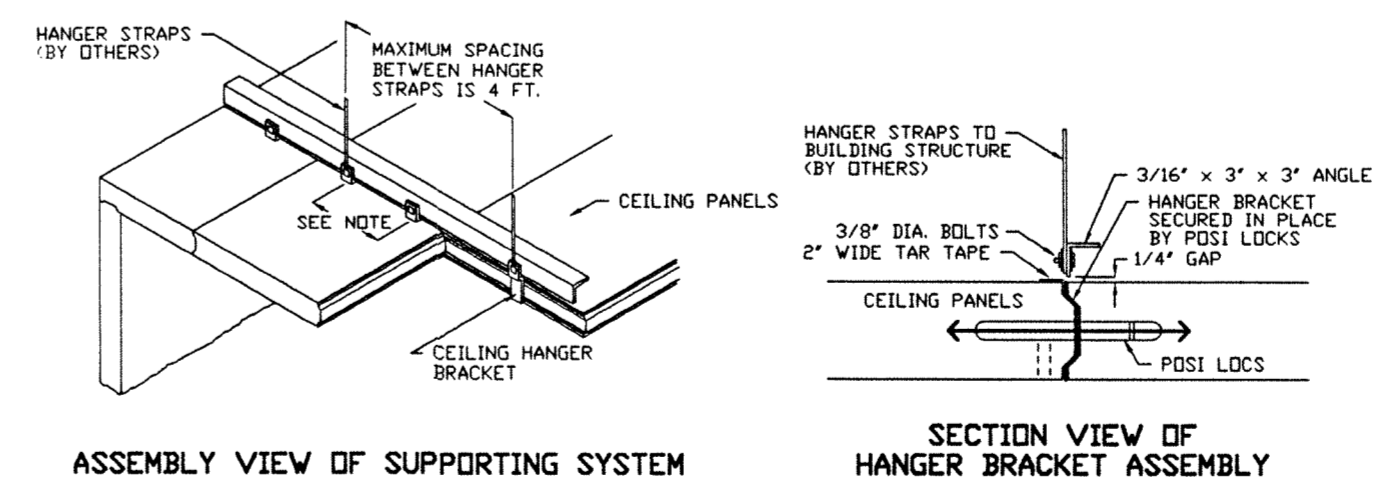
FREEZER
DOOR SECTION ELEVATION
46X8DS 34X78DR RH STD FZR
DOOR PLUG=GLW/GL DOOR FRAME=GLW/GL



DOOR SILL DETAIL
DSD-17



RACKING CLIP DETAIL



ASSEMBLY VIEW OF SUPPORTING SYSTEM
NOTE: HANGER BRACKETS ARE SPACED EVERY 24" (ODINAL) AND EVERY 24" (FULL) EXCEPT WHEN A 3" CEILING IS INVOLVED. BRACKETS WILL BE SPACED AT 36" (MAX.) OVER 3" PANELS.

SECTION VIEW OF HANGER BRACKET ASSEMBLY

SUSPENDED CEILING DETAIL

IMPORTANT:
 SINCE THIS WALK-IN HAS AN AGGREGATE FLOOR AREA EQUAL TO OR GREATER THAN 400 SQ. FT., A SPRINKLER SYSTEM MAY BE REQUIRED TO MEET:
 ICBC UNIFORM BUILDING CODE,
 SBC STANDARD BUILDING CODE,
 BOCA BASIC BUILDING CODE,
 AS WELL AS VARIOUS LOCAL CODES.
 CONTACT YOUR LOCAL BUILDING AUTHORITIES FOR REQUIREMENTS IN YOUR AREA.

IMPORTANT
 PLEASE NOTE
 SPECIAL NOTE TO GENERAL CONTRACTOR AND HIS SUBCONTRACTOR FOR QUARRY TILE OR CONCRETE WEARING FLOORS: THE SHEET METAL PANEL FACINGS MAY BE SUSCEPTIBLE TO STAINING DUE TO EXCESSIVE MOISTURE CREATED BY HYDRATION OF CONCRETE TYPE MATERIALS THEREFORE, IT IS ABSOLUTELY NECESSARY THAT EACH ROOM BE PROPERLY VENTILATED. ALSO NOTE THAT SPECIAL PRECAUTIONS MUST BE TAKEN WHEN USING ABRASIVE ACID DUE TO EFFECTS HYDROCHLORIC ACID FUMES HAVE ON ALUMINUM AND STAINLESS STEEL.

ALLOW MINIMUM 1" CLEARANCE
ALL AROUND WALK-IN.

INSIDE SALES 715 ST. CROIX STREET RIVER FALLS, WI 54022 (715) 425-8741		DEALER: FREEZING SYSTEMS	
PROJECT: DOMINEX 1113-907		DRAWING NO. REV.	
DRAWN JLT	SCALE 1/4"=1'-0"	00A0581	1
CHECKED	DATE 1-6-00		

KOLPAK
WALK-INS