

LIGHTNIN[®] CLASSIC Clamp-Mount and Fixed-Mount Mixers

Proven
performance.
Guaranteed
results.



YOU AND LIGHTNIN. THE RIGHT MIX.

LIGHTNIN

High shear. High Flow. High performance.

For your high shear or high flow mixing applications, there's a time-tested *LIGHTNIN*[®] CLASSIC Clamp-Mount or Fixed-Mount Mixer that's right for you. In fact, there have been more *LIGHTNIN* CLASSIC Mixers installed throughout the world than any other single mixer model.

How to make a great mixer even better.

Over the years, the original CLASSIC design has been enhanced in hundreds of subtle, but meaningful ways. As a result, the CLASSIC Mixer you purchase today reflects decades of continual improvement based upon years of actual performance history in just about every known fluid mixing application. And with *LIGHTNIN*'s exclusive 100% performance guarantee, you buy with complete confidence, just as hundreds of thousands of satisfied customers have done before you.

LIGHTNIN's exclusive 100% performance guarantee.

When you partner with *LIGHTNIN*, you buy with confidence, knowing your CLASSIC mixer will perform to your complete satisfaction.

LIGHTNIN's 100% performance guarantee says a lot about these mixers and your *LIGHTNIN* sales engineer. In addition, all CLASSIC mixers are backed by *LIGHTNIN*'s standard mixer warranty.

Call your *LIGHTNIN* sales engineer to discuss your mixer selection to qualify for your application guarantee.

Match the CLASSIC Mixer to Your Application

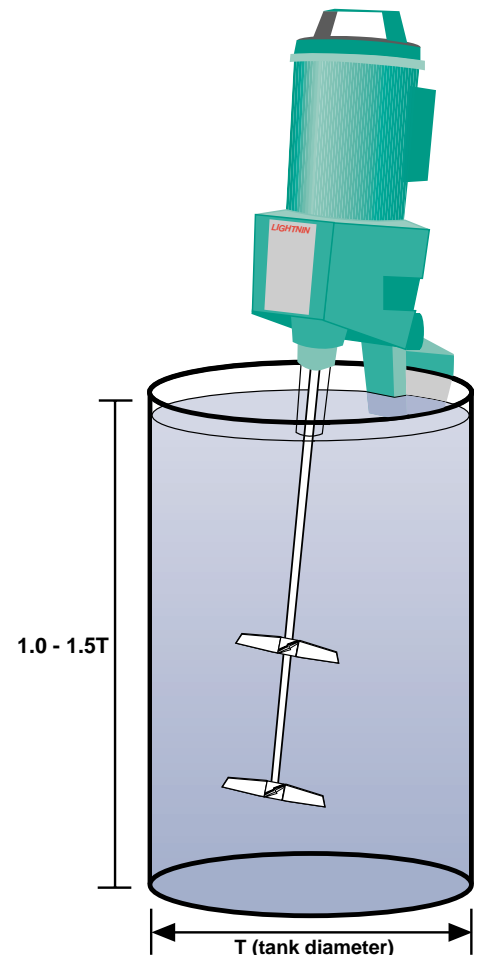
Table based on tank where liquid level is within 1.5 times tank diameter. There is no single mixer selection for any given application; mixer selection may vary with temperatures, retention times, tank shapes and specific application requirements.

Viscosity/Gallorage

Viscosity (Centipoise)	Gallorage										
	25	50	100	200	500	1000	2000	3000	5000	10000	15000
1.0	S1U10	S1U10	S1U10	XD30	XD30	XJ30	XJ30	XJ43	XJ65	XL100D	XL100F
100	S1U10	XD30	XD30	XD30	XJ30	XJ30	XJ30	XJ65	XJ87	XL100D	XL150F
250	S1U10	XD30	XD30	XJ30	XJ30	XJ43	XJ65	XJ87	XJ117	XK200F	XL300F
500	S1U10	XD30	XJ30	XJ30	XJ30	XJ65	XJ87	XJ117	XJ174	XL100H	XL200F
1,000	XD43	XJ30	XJ30	XJ43	XJ65	XJ87	XJ117	XJ174	XJ230	XL200F	
2,500	XJ30	XJ30	XJ65	XJ87	XJ117	XJ117	XJ174	XJ230	XL200F		
5,000	XJ30	XJ65	XJ87	XJ117	XJ174	XJ230	XJ350	XL200F			
15,000	XJ65	XJ87	XJ117	XJ174	XJ350	XL200F					

For Model S1U10 mixer, see Bulletin B-536.

Typical Viscosity Values at 70° F	
	Centipoise
Water	1
Gasoline	8
Kerosene	10
Sulfuric acid	25
Blood	50
Sae 10 oil	60
Olive oil	100
Glucose	500
Paint	500
Castor oil	1000
Glycerine	1500
Glycerol	1500
Catsup	3000
Molasses	3000
Honey	5000
Corn syrup	5000



Fixed-mount SXJ and SXJS Series side-entering mixers

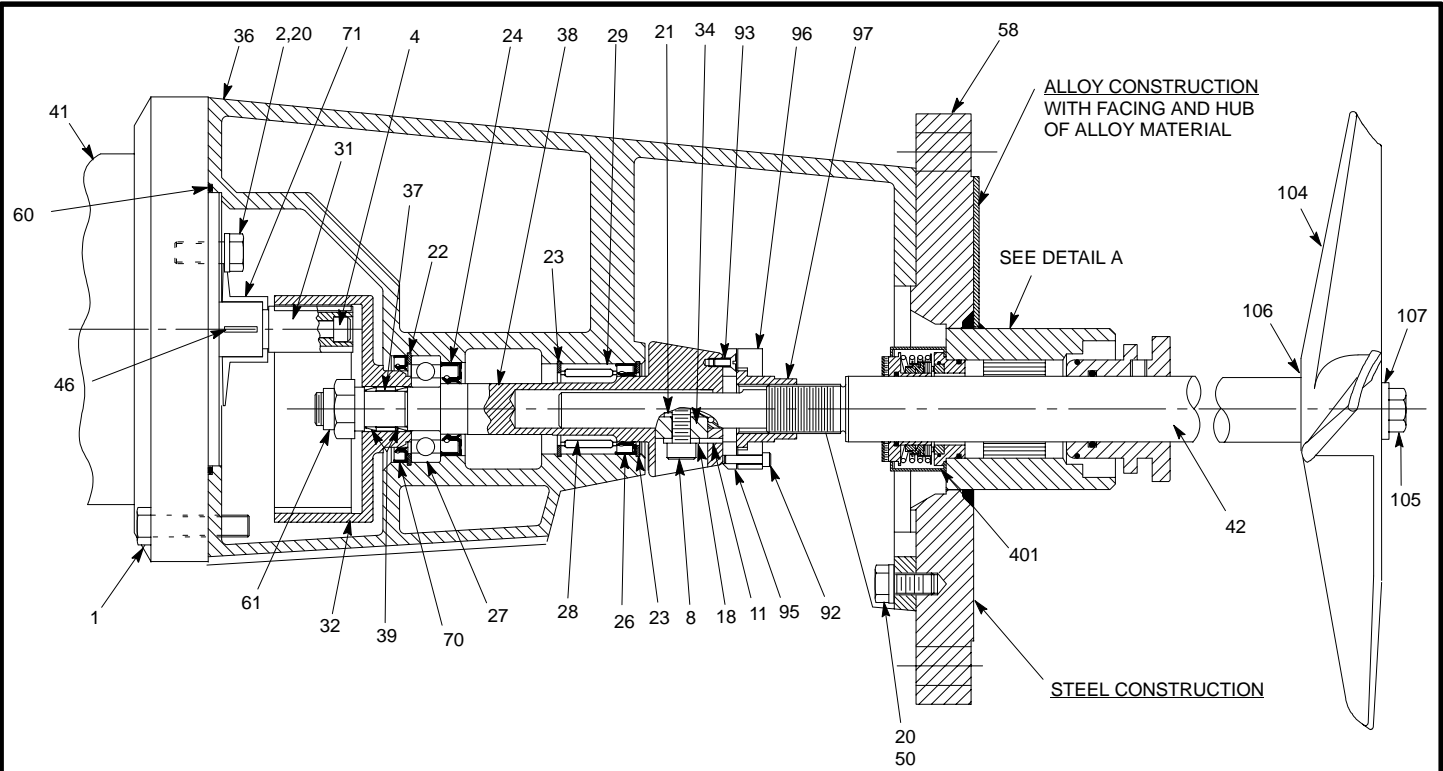
Help maintain suspension for varying levels of stored materials. Also used where there isn't space for a top-entering mixer.

- Installed mixers are normally supported entirely by the tank mounting flange. Tie rods or mixer support legs can be furnished if tank nozzle lacks sufficient strength and rigidity.
- Choice of stuffing box or mechanical seal.
- Stuffing box includes 6 packing rings, lantern ring, grease fitting and adjustable packing gland. Optional shut-off device lets you repack with a full tank.
- Shut-off device permits mechanical seal change with a full tank



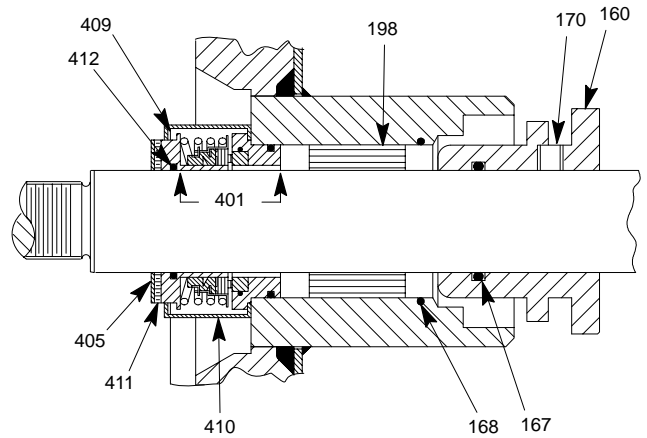
FIXED MOUNT SXJ AND SXJS SERIES SIDE ENTERING MIXERS					
Stuffing Box Model	Mechanical Seal Model	HP	Max. Wt. Lbs.	Std. Mtg. Flange ASA*	
				SXJ	SXJS
SXJ33	SXJS33	0.33	150	5	8
SXJ75	SXJS75	0.75	230	6	8
SXJ100	SXJS100	1.00			
SXJ174	SXJS174	1.74	260	8	
SXJ230	SXJS230	2.30	270		
SXJ350	SXJS350	3.50	280		

* 150# flange drilling. Bolt holes straddles centerline. Special flanges available.



NOTES:

- ① SOLD IN SETS ONLY.
- ② SAFETY COVERS FURNISHED (NOT SHOWN). SEE IT-1989 FOR DETAILS.
- ③ ITEMS 43 AND 199 NOT SHOWN.
- ④ TIE RODS OR PIPE LEG SUPPORTS CAN BE FURNISHED AT EXTRA COST.
- ⑤ ITEM 168 IS TEFLON.



DETAIL A

WHEN ORDERING PARTS, SPECIFY:
MACHINE SERIAL NO., ITEM NO. AND
DRAWING NO.

70	OIL SEAL
61	GRIP SPRING LOCKNUT
60	O-RING
58	HUB & FLANGE
50	HEX HEAD CAP SCREW
46	MOTOR SHAFT KEY
43	HEX KEY WRENCH ③
42	MIXER SHAFT
41	MOTOR
39	GRIP SPRING SET ①
38	DRIVE SHAFT
37	SPACER
36	HOUSING
34	CHUCK GRIP
32	INTERNAL GEAR ①
31	PINION ①
30	GEAR/PINION SET ①
29	OUTER RING ROLLER ASSEMBLY
28	INNER RING
27	BALL BEARING
26	OIL SEAL
24	OIL SEAL
23	RETAINING RING
22	RETAINING RING
21	SNAP RING
20	BRASS WASHER
18	CHUCK WASHER
11	LIMIT PIN
8	CHUCK SCREW
4	PINION SCREW
2	HEX HEAD CAP SCREW
1	HEX HEAD CAP SCREW

412	SHAFT SLEEVE SEAL RING
411	SET SCREW, SHAFT SLEEVE (3)
410	SEAL HOUSING
409	RETAINING RING
405	SHAFT SLEEVE
401	LIGHTNIN SEAL ASSEMBLY
199	GUIDE PULLER ③
198	GUIDE
170	SET SCREW
168	O-RING (TANK SEAL) ⑤
167	O-RING (HUB SEAL)
160	LOCKING SEAL COLLAR
107	THRUST WASHER
106	IMPELLER KEY
105	CAP SCREW (NYLOK INSERT)
104	IMPELLER
97	SHUT-OFF NUT
96	SHUT-OFF NUT RETAINER
95	END PLATE
93	FLAT HEAD SOCKET SCREW
92	SOCKET HEAD CAP SCREW
71	SLINGER



CERTIFIED

© LIGHTNIN 2000

ALL EQUIPMENT DESIGN AND APPLICATION DATA SHOWN HEREIN AND RELATED KNOW-HOW IS CONFIDENTIAL AND THE PROPERTY OF THE LIGHTNIN GROUP OF COMPANIES. NO USE OR DISCLOSURE THEREOF MAY BE MADE WITHOUT OUR WRITTEN PERMISSION.

LIGHTNIN

MIXERS AND AERATORS
ASSEMBLY DRAWING

SXJS
FLANGE MOUNT MIXER WITH
TYPE 21 MECHANICAL SEAL

VITON SEALING ELEMENTS
TUNGSTEN CARBIDE STATIONARY SEALING FACE